

VALUABLE CONNECTIONS

Solution

STEP 1

After downloading and opening the PDF file, look at the file name - "Valuable Connections." "Valuable" is referring to the value of the words (letters) in the bottom right corner of each page, while "Connections" is pointing to the fact you must connect the pages in a way that will enable you to solve the puzzles.

The values of the words are to be calculated using the A = 1, Z = 26 method. Here's an example:

$$SKA = 19 + 11 + 1 = 31$$

SKA = 31
ARMED = 41
HUMBLE = 61
BELL = 31

TARGET = 71
SHARE = 51
ECHO = 31
HOME = 41

EMBRACED = 51
REFINED = 61
LOCK = 41
BUILDER = 71

Having done the math, proceed to group the pages correctly.

SKA = 31
BELL = 31
ECHO = 31

ARMED = 41
HOME = 41
LOCK = 41

SHARE = 51
EMBRACED = 51

HUMBLE = 61
REFINED = 61

TARGET = 71
BUILDER = 71

Group 31

STEP 2-1-1

Start with BELL (page 4). Read the clues and find answers to them.

1. between green and violet [BLUE]
2. 10th, contains 31 [OCTOBER]
3. intro without the 4th [INTO]
4. covers most of the planet; Southern is the newest one [OCEAN]

5. she protects the king (plural) [QUEENS]
6. marble or granite [STONE]
7. time spent alive [AGE]
8. only females bite [MOSQUITO]
9. uttered by birds or whales [SONG]

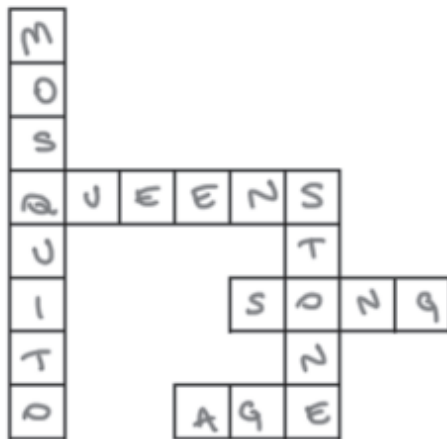
10. farm buildings used for housing livestock [BARN]
11. Love, married a Kurt [COURTNEY]
12. dismiss from a job [FIRE]

13. without a fault, absolute [PERFECT]
14. has points equidistant from the centre [CIRCLE]
15. Lassie or Grumpy Cat; one on a plastic bottle [PET]

Group 31

STEP 2-1-2

In order to check your answers, you can put them into the crossword grid on SKA (page 1).
This step can be skipped.



Group 31

STEP 2-2

Unless you recognise an artist or a song title, you probably need Google for this part. Google the solutions and find the lyrics to the songs - the lyrics tab in Google will do the trick.

Try and fit the lyrics into empty spaces on ECHO (page 7).

Notice how some spaces are grayed out - that's where you'll get the solutions for this part of the puzzle. The solutions are: DINNER, FIRE, OCEAN, SLEEP.

S U P P L E S O U N D S O F

D I N N E R B E L L

C A L L I N G M Y N A M E O U T

L O S T I N T H E F I R E

S O M E T I M E S I T F E E L S

J U S T L I K E I M F A L L I N G

I N T H E O C E A N

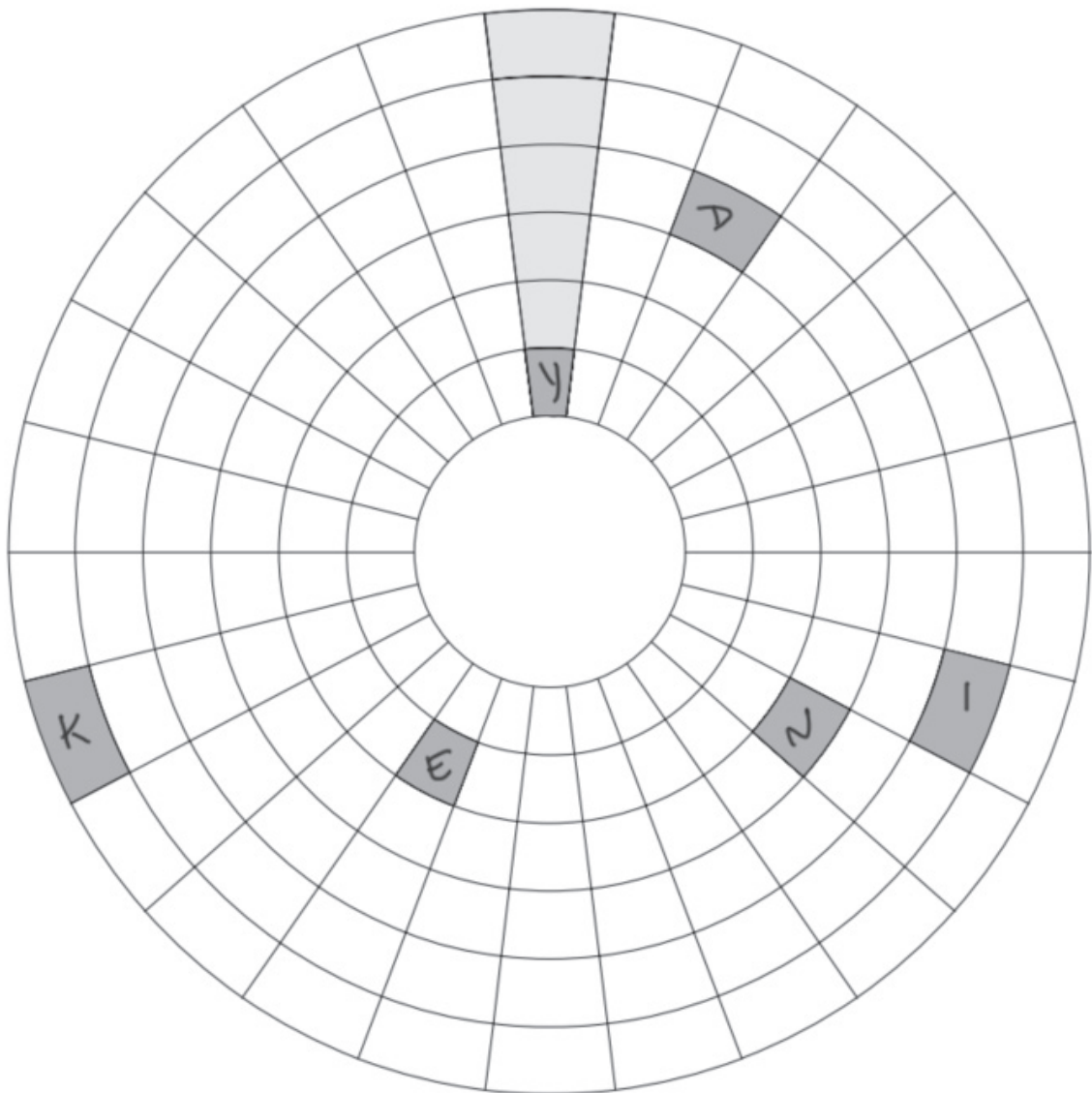
K E E P Y O U R H E A D D O W N

G O T O S L E E P

Group 41

STEP 3-1

Look at ARMED (page 2) and notice the single word written on it. Be confused. Proceed to place "KIDNEY" into the darker spaces on LOCK (page 11). Also, notice that each ring has 26 spaces - as in the number of the letters in the English alphabet.



Group 41

STEP 3-2

Scroll over to HOME (page 8) and read the words. Notice all of them either start with 'L' or 'R'. These words indicate the direction in which you should place the alphabet in each of the rings on ARMED (page 2). If the 1st word starts with 'L', the alphabet should be placed normally - from left to right, or, rather, clockwise. If the 1st word starts with 'R', the alphabet should be reversed (Z to A), and should be placed in the ring anti-clockwise.

loaded revolver - use A B C D E F G H I J K L M N O P Q R S T U V W X Y Z

lovely rebel - use A B C D E F G H I J K L M N O P Q R S T U V W X Y Z

rude liar - use Z Y X W V U T S R Q P O N M L K J I H G F E D C B A

lucky ring - use A B C D E F G H I J K L M N O P Q R S T U V W X Y Z

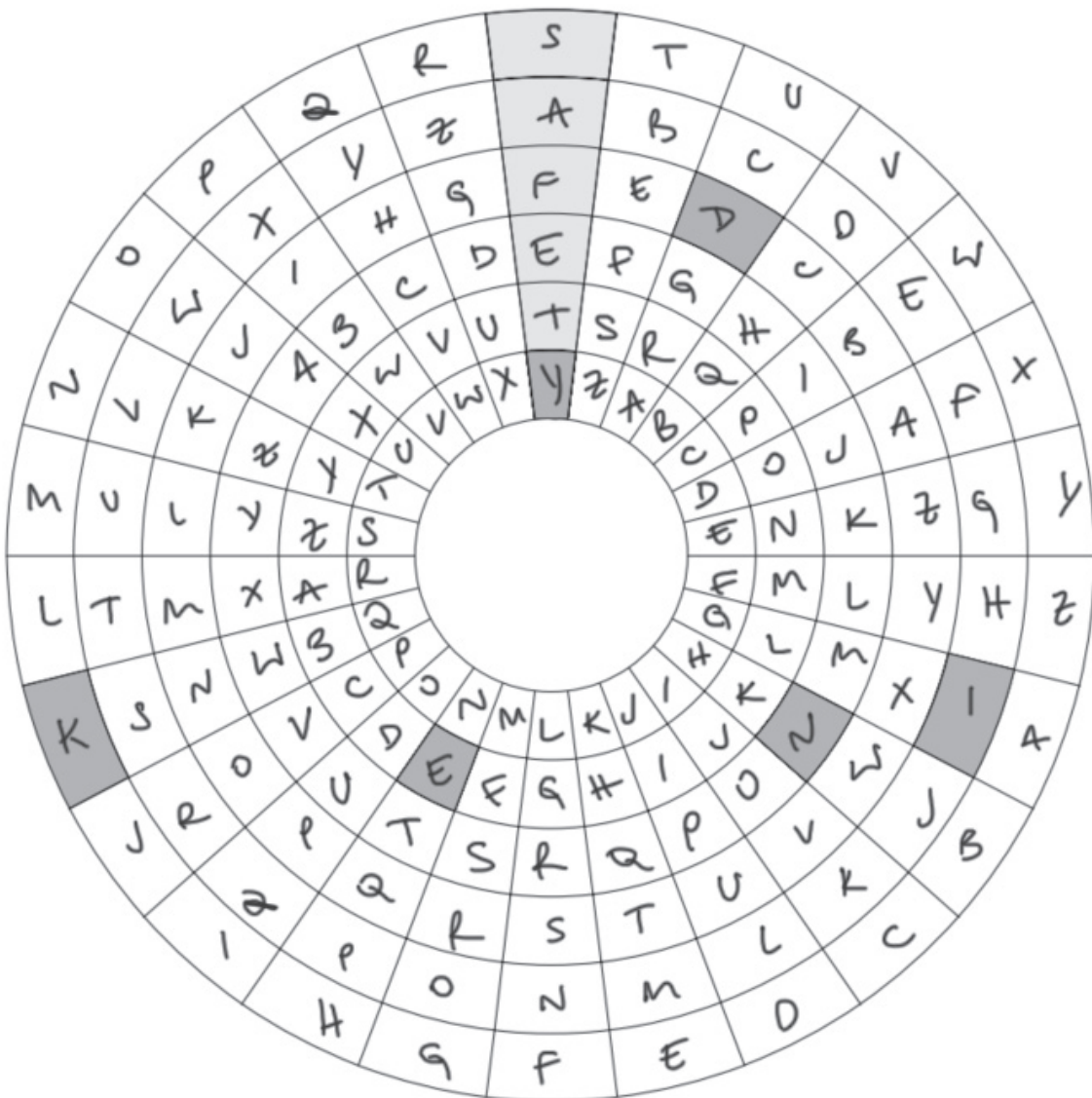
rough landing - use Z Y X W V U T S R Q P O N M L K J I H G F E D C B A

lab rat - use A B C D E F G H I J K L M N O P Q R S T U V W X Y Z

Group 41

STEP 3-3

Place the alphabet strings into the rings of the wheel starting with the smallest one. If you do everything like I have below, the solution will present itself in the marked column. The solution to this part of the puzzle is SAFETY.



Group 51

STEP 4-1

SHARE (page 6) is the next page you should be looking at. You might already recognize what the sentences represent. This part of the puzzle will be easier for people who play the guitar, but it should be a Google search away for the rest.

If you look at the 1st letter of each word, you will notice they spell out "EBGDAE" which is a mnemonic for the order of the strings on a guitar.

The lines in the background represent the strings of the guitar as well.

This page should be paired with EMBRACED (page 9).

STEP 4-2

EMBRACED contains a string of characters - numbers separated by different symbols, and "top to bottom" indicating the top line is the 1st and the bottom line is the 6th.


The symbols and the numbers are a set of instructions. Get a pen or open up Photoshop/GIMP, and start drawing.

> indicates you should mark all of the lines from the 1st to the 6th.

; lets you know you should move over to the left, but that you're still drawing the same character.

// means you're about to move on to the next character.

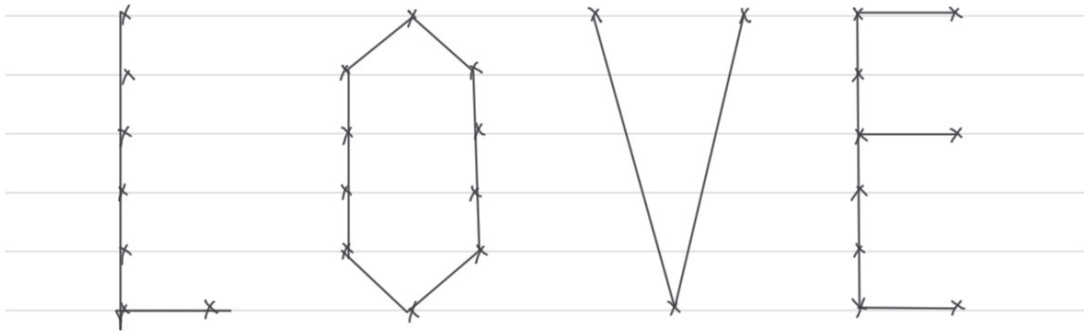
, indicates you should stay in the same vertical alignment, but only mark the lines which are noted in the instructions.



Group 51

STEP 4-2

If you managed to follow the instructions, it should be apparent that the solution to this part is LOVE.



Group 61

STEP 5-1

Look at REFINED (page 10) and read the first and the last letters of the words vertically. It spells out “already aligned”. This means the text is already aligned with the dots on HUMBLE (page 3). All you need to do is overlay the pages.

amnesia
lateral
ravioli
enveloping
alien
damage
yard

STEP 5-2

Overlap the pages using your preferred method. The dots will mark the letters you need. The solution is ESTEEM.

amnesia
lateral
ravioli
enveloping
alien
damage
yard

Group 71

STEP 6-1

Go to BUILDER (page 12) and put in all of the solutions you've gotten so far in the order in which you had gotten them. You will notice that the letters in the grayed out squares don't seem to make much sense. Yet.

D I N N E R

F I R E

O C E A N

S L E E P

S A F E T Y

L O V E

E S T E E M

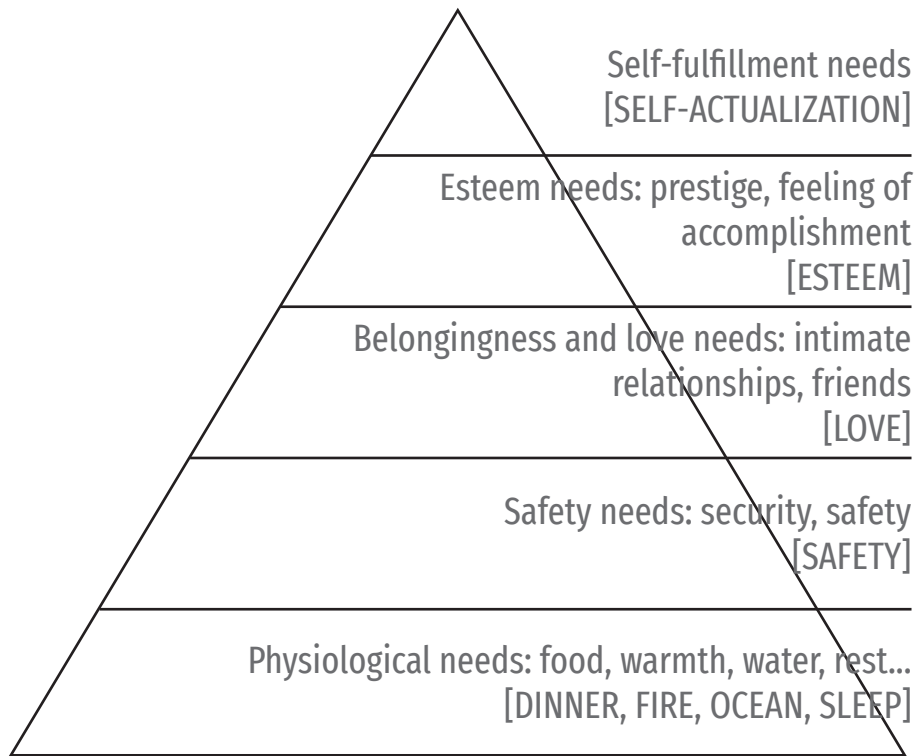
STEP 6-2

Use TARGET (page 5) - the only remaining page. Add U, Z and A to the letters marked on BUILDER. Now you have "I E I C A N S L A F T L O T U Z A".

STEP 6-3

Anagram the letters using an anagram solver and you will get "SELF-ACTUALIZATION".

Maslow's Hierarchy of Needs



https://en.wikipedia.org/wiki/Maslow%27s_hierarchy_of_needs